



SUSQUEHANNA REGIONAL TRANSPORTATION AUTHORITY

Unaudited Financial Statement & Statistical Notes for March 2026

The accompanying financial statements are presented as of March 31, 2026. March is the ninth month and the end of the third quarter in Fiscal Year 2026. These statements provide a comprehensive analysis that includes performance against the approved Fiscal Year 2026 budget and year-over-year comparison with prior Fiscal Year results.

Ridership

⬇️ Year to date Ridership reflects a 4.2% decrease in trips compared to last year. This decrease has improved from 4.6% last month. The ridership change by transportation type is as follows:

- ⬇️ Fixed Route: 4.8% decrease in ridership compared to the prior year.
- ⬇️ Paratransit: 4.7% decrease compared to the prior year.
- ⬆️ Commuter Express: 1.6% increase compared to the prior year.
- ⬆️ Microtransit: 16.6% increase in ridership compared to the prior year.

Revenue

- ✅ Year to date, Subsidy Usage is \$1 million less than budget, reflecting a favorable variance driven by organization-wide cost savings and the receipt of supplemental state funding for rural Paratransit operations.

Expenses

- ✅ Year to date, expenses are \$800 thousand less than the approved budget, due to savings from purchased transportation and wages.
- ⬇️ Unfilled positions rose slightly (+2) to 55 during the month or 8.1% of total approved positions.

Operating Liquidity

- ⬆️ The Authority currently has 153 days cash on hand.

Line of Credit

- ❤️ No draws have been made on the Authority's lines of credit.

Capital Expenditures (over \$50,000)

- Milton Facility \$ 621,691
- Paratransit Vehicles (17) \$2,434,086
- CNG Buses (3) \$2,104,809

Calendar Year 2026 Local Match Information

Act 44/89 Local Match Requirement

| Municipality | Received Amount – Calendar 2025 | Requested Amount – Calendar 2026 | Approved Amount Notification | Status |
|--------------------|---------------------------------|----------------------------------|------------------------------|--|
| Adams County | \$78,535 | \$84,895 | \$84,895 | To be invoiced July 2026 |
| Gettysburg Borough | \$4,862 | \$5,493 | \$5,493 | Invoiced 2/19/2026 |
| York County | \$761,463 | \$804,061 | \$804,061 | Pays 1/9 (\$89,340.11) beginning 4/2026; Pd 4/20/2026 |
| Franklin County | \$ - | \$37,467 | \$37,467 | Invoiced 2/4/2026; Pd 3/31/2026 |
| Cumberland County | \$471,609 | \$840,483* | \$840,483 | Invoiced 1 st Qtr. \$126,370.75 2/4/2026; Invoiced 2 nd Qtr. \$126,370.75 4/24/2026 |
| Dauphin County | \$529,950 | \$868,537* | \$868,537 | Invoiced 1 st Qtr. \$142,134.25 2/4/2026- Paid 3/3/2026 ; Invoiced \$142,134.25 4/24/2025 |
| City of Harrisburg | \$407,223 | \$736,867* | \$736,867** | Invoiced 1 st Qtr. \$184,216.75 2/4/2026- Paid 3/23/2026 ; Invoiced \$184,216.75 4/24/2026 |

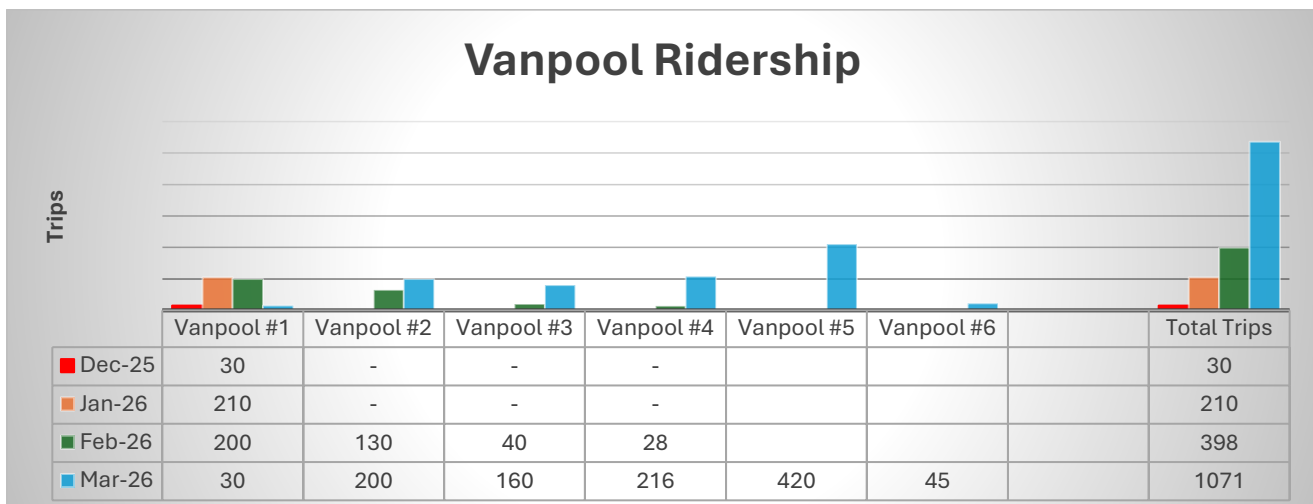
Local Billing Tied To Other Grants

| Service Type | Calendar 2025 | Requested Amount – Calendar 2026 | Approved Amount Notification | Status |
|-----------------------|---------------|----------------------------------|------------------------------|--|
| Northern Microtransit | \$54,827 | \$56,307 | TBD | Received \$9,484 – Columbia Co. 1/19/26; Invoiced GSVCC \$16,500 1/20/2026; Paid 2/23/2026 Invoiced East Buffalo Twp \$2,500 2/19/2026; Paid 2/24/2026 |

*Includes local match for Harrisburg facility & Lemoyne Transit Center (\$335,000) **Harrisburg City requested to be invoiced ¼ of total amount (including the amount for Harrisburg facility).

Featured Information:

In December 2025, rabbit launched **rabbitWORKS**, a program that subsidizes van transportation for people commuting during second- and third-shift hours. It is available to anyone who needs reliable transportation to a regular destination during those hours. The chart below shows the program’s growth to date. This month, the first vanpool ended and two new vanpools were added. Currently, 1 York County resident and 27 Dauphin County residents are participating.



Capital Projects

An update on the major Capital projects as of 4/24/2026 is below:

| Board Visual (auto-generated) | | Board Visual (auto-generated) | | Board Visual (auto-generated) | |
|---|--|--|--|---|--|
| <p>Harrisburg Facility Demo</p> <p>Target Completion Date 12/01/2025</p> <p>\$849,133 Approved</p> | | <p>West Milton Facility</p> <p>Target Completion Date 11/09/2026</p> <p>\$9,189,900 Approved</p> | | <p>Fare Collection</p> <p>Target Completion Date 07/01/2026</p> <p>\$4,219,823 Approved</p> | |
| <p>Progress (Time)</p> <p>Should be 100% Actual 100%</p> | <p>Money Spent</p> <p>88% Spent</p> <p>Begin 03/27/2025</p> | <p>Progress (Time)</p> <p>Should be 68% Actual 68%</p> | <p>Money Spent</p> <p>68% Spent</p> <p>Begin 02/27/2025</p> | <p>Progress (Time)</p> <p>Should be 90% Complete 45% Complete</p> | <p>Money Spent</p> <p>43% Spent</p> <p>Begin 08/28/2024</p> |
| <ul style="list-style-type: none"> ● Project Timing: On track ● Cash disbursement trailing progress | | <ul style="list-style-type: none"> ● Project Timing: On track ● Disbursement aligned with progress | | <ul style="list-style-type: none"> ● Project Timing: Behind ● Disbursement aligned with progress | |
| <p>Radio Upgrade</p> <p>Target Completion Date 07/07/2026</p> <p>\$5,684,626 Approved</p> | | <p>Cumberland Facility</p> <p>Target Completion Date 06/08/2027</p> <p>\$12,393,130 Approved</p> | | <p>Harrisburg Parks Maint. Facility</p> <p>Target Completion Date 06/06/2027</p> <p>\$7,659,200 Approved</p> | |
| <p>Progress (Time)</p> <p>Should be 61% Actual 61%</p> | <p>Money Spent</p> <p>5% Spent</p> <p>Begin 01/07/2026</p> | <p>Progress (Time)</p> <p>Should be 18% Actual 19%</p> | <p>Money Spent</p> <p>4% Spent</p> <p>Begin 01/27/2026</p> | <p>Progress (Time)</p> <p>Should be 21% Actual 21%</p> | <p>Money Spent</p> <p>2% Spent</p> <p>Begin 01/12/2026</p> |
| <ul style="list-style-type: none"> ● Project Timing: On track ● Cash disbursement trailing progress | | <ul style="list-style-type: none"> ● Project Timing: On track ● Cash disbursement trailing progress | | <ul style="list-style-type: none"> ● Project Timing: On track ● Cash disbursement trailing progress | |
| <p>ERP System</p> <p>Target Completion Date 05/05/2028</p> <p>\$5,221,842 Approved</p> | | <p>AI Front Door (Aprvd \$1,176,531)</p> <p>Target Completion Date 07/18/2026</p> <p>\$85,000 Approved</p> | | | |
| <p>Progress (Time)</p> <p>Should be 0% Actual 0%</p> | <p>Money Spent</p> <p>0% Spent</p> <p>Begin 05/05/2026</p> | <p>Progress (Time)</p> <p>Should be 4% Actual 1%</p> | <p>Money Spent</p> <p>0% Spent</p> <p>Begin 04/24/2026</p> | | |
| <ul style="list-style-type: none"> ● Project Timing: On track ● Disbursement aligned with progress | | <ul style="list-style-type: none"> ● Project Timing: Requires attention ● Disbursement aligned with progress | | | |

**Susquehanna Regional Transportation Authority
Income Statement**

For The Period Ended March 31, 2026

| | Period To Date | | Year To Date | | Budget Variance | Year To Date March 31, 2025 |
|---------------------------------------|----------------|----------------|---------------|----------------|-----------------|--------------------------------|
| | Actual | Current Budget | Actual | Current Budget | | |
| REVENUE | | | | | | |
| Operating Reve | \$ 2,272,557 | \$ 2,216,879 | \$ 18,987,159 | \$ 19,951,911 | \$ (964,752) | \$ 18,666,273 |
| Grant/Contract | \$ 3,500,657 | \$ 3,567,091 | \$ 33,109,228 | \$ 32,103,819 | \$ 1,005,409 | \$ 26,127,855 |
| TOTAL REVENUE | \$ 5,773,214 | \$ 5,783,970 | \$ 52,096,387 | \$ 52,055,730 | \$ 40,657 | \$ 44,794,127 |
| EXPENSES | | | | | | |
| Wages | \$ 1,199,343 | \$ 1,333,333 | \$ 11,089,772 | \$ 11,999,997 | \$ 910,225 | \$ 10,148,678 |
| Benefits | \$ 684,053 | \$ 474,205 | \$ 5,529,080 | \$ 4,267,845 | \$ (1,261,235) | \$ 5,146,760 |
| Services | \$ 341,329 | \$ 337,830 | \$ 3,204,280 | \$ 3,040,470 | \$ (163,810) | \$ 2,631,462 |
| Fuel | \$ 171,892 | \$ 158,333 | \$ 1,348,576 | \$ 1,424,997 | \$ 76,421 | \$ 1,392,061 |
| Tires | \$ 8,935 | \$ 8,333 | \$ 91,583 | \$ 74,997 | \$ (16,586) | \$ 73,171 |
| Parts, Material | \$ 49,426 | \$ 49,231 | \$ 409,487 | \$ 443,079 | \$ 33,592 | \$ 402,796 |
| Utilities | \$ 154,906 | \$ 122,369 | \$ 1,199,292 | \$ 1,101,321 | \$ (97,971) | \$ 1,064,878 |
| Casualty and Li | \$ 66,319 | \$ 40,484 | \$ 356,788 | \$ 364,356 | \$ 7,568 | \$ 347,007 |
| Purchased Trar | \$ 2,899,775 | \$ 3,175,000 | \$ 27,195,719 | \$ 28,575,000 | \$ 1,379,281 | \$ 25,475,922 |
| Miscellaneous | \$ 58,368 | \$ 53,514 | \$ 324,705 | \$ 481,626 | \$ 156,921 | \$ 465,342 |
| Leases and Ren | \$ 10,716 | \$ 10,010 | \$ 291,361 | \$ 90,090 | \$ (201,271) | \$ 86,624 |
| Passed Througl | \$ 27,376 | \$ 21,328 | \$ 214,652 | \$ 191,952 | \$ (22,700) | \$ 191,949 |
| TOTAL EXPENSES | \$ 5,672,436 | \$ 5,783,970 | \$ 51,255,294 | \$ 52,055,730 | \$ 800,436 | \$ 47,426,649 |
| TOTAL NON OPERATING GRANT INCOME ** | \$ 924,724 | \$ 439,563 | \$ 8,107,737 | \$ 3,956,067 | \$ (4,151,670) | \$ 4,602,429 |
| TOTAL NON OPERATING GRANT EXPENSES ** | \$ 939,727 | \$ 439,146 | \$ 8,128,238 | \$ 3,952,314 | \$ (4,175,924) | \$ 4,598,101 |
| REE/(EER) | \$ 85,774 | \$ 417 | \$ 820,591 | \$ 3,753 | \$ (735,525) | \$ (2,628,193) |
| CAPITAL REVENUES AND EXPENSES | | | | | | |
| Capital Grant II | \$ 5,787,058 | \$ - | \$ 18,723,296 | \$ - | \$ - | \$ 4,474,388 |
| TOTAL CAPITAL REVENUES AND EXPENSES | \$ 5,787,058 | \$ - | \$ 18,723,296 | \$ - | \$ - | \$ 4,474,388 |
| REE/(EER) | \$ 5,872,833 | \$ 417 | \$ 19,543,887 | \$ 3,753 | \$ (735,525) | \$ 1,846,195 |
| NET REE/(EER) | \$ 5,872,833 | \$ 417 | \$ 19,543,887 | \$ 3,753 | \$ (735,525) | \$ 1,846,195 |

**VanPool, FindMyRide, GHP, UPMCO, ICB, Cambria Co MATP

Susquehanna Regional Transportation Authority
Balance Sheet

As of March 31, 2026

ASSETS

| | | | |
|--------------------------|----------------------------------|-----------------|-----------------------|
| CURRENT ASSETS | | | |
| | Unrestricted Cash | \$ 17,646,264 | |
| | Restricted Cash | \$ 330,790 | |
| | Reserved Cash - Capital Projects | \$ - | |
| | Accounts Receivable | \$ 42,350,533 | |
| | Materials & Supplies Inventory | \$ 1,550,000 | |
| | Prepaid Expenses | \$ 1,793,224 | |
| | Other Current Assets | \$ - | |
| | | <hr/> | |
| TOTAL CURRENT ASSETS | | | \$ 63,670,810 |
| FIXED ASSETS | | | |
| | Buildings and Improvements | \$ 112,921,881 | |
| | Revenue Equipment | \$ 73,982,633 | |
| | Tools and Equipment | \$ 6,124,784 | |
| | Accumulated Depreciation | \$ (92,194,634) | |
| | | <hr/> | |
| TOTAL FIXED ASSETS (NET) | | | \$ 100,834,665 |
| TOTAL ASSETS | | | <u>\$ 164,505,475</u> |

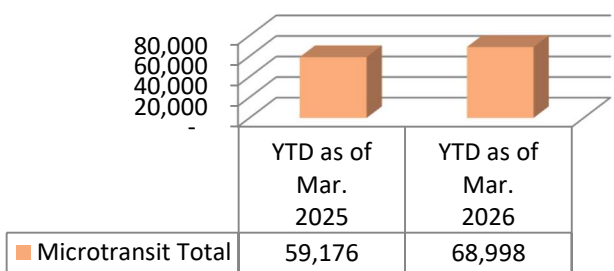
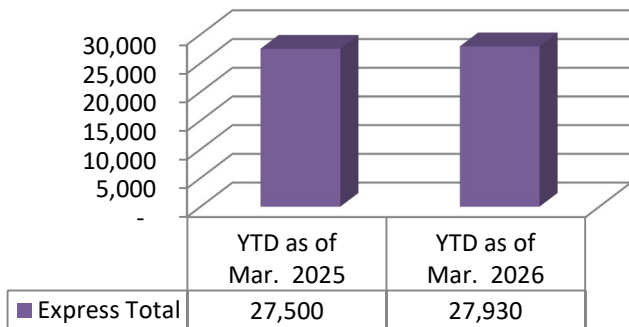
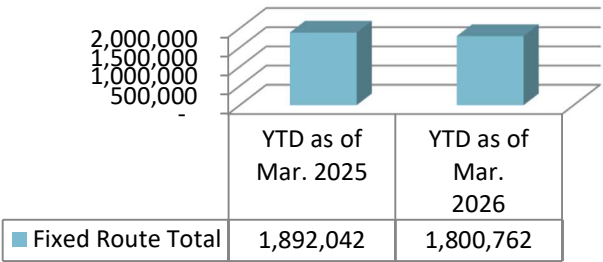
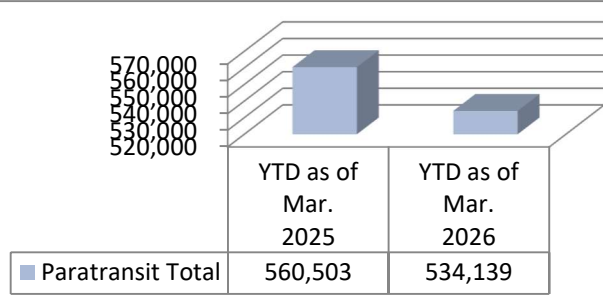
LIABILITIES AND NET ASSETS

| | | | |
|----------------------------------|-----------------------------|---------------|-----------------------|
| CURRENT LIABILITIES | | | |
| | Accounts Payable | \$ 9,966,705 | |
| | Accrued Leave and Payroll | \$ 3,055,566 | |
| | Accrued Expenses | \$ 1,575,929 | |
| | | <hr/> | |
| TOTAL CURRENT LIABILITIES | | | \$ 14,598,199 |
| DEFERRED REVENUE | | | |
| | Revenue Received in Advance | \$ 46,413,908 | |
| | | <hr/> | |
| TOTAL DEFERRED REVENUE | | | \$ 46,413,908 |
| OTHER LIABILITIES | | | |
| | Capital Lease Obligation | \$ - | |
| | Current Notes Payable | \$ - | |
| | Consortium Buses | \$ - | |
| | | <hr/> | |
| TOTAL OTHER LIABILITIES | | | \$ - |
| NET ASSETS | | | |
| | Unrestricted Equity | \$ 53,249,011 | |
| | Restricted Equity | \$ 15,520 | |
| | Capital Grants | \$ 50,228,837 | |
| | | <hr/> | |
| TOTAL NET ASSETS | | | \$ 103,493,368 |
| TOTAL LIABILITIES AND NET ASSETS | | | <u>\$ 164,505,475</u> |



SRTA DASHBOARD – April 2026

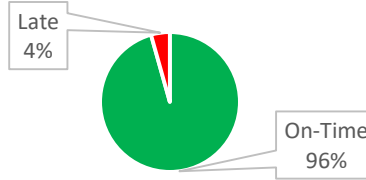
OPERATIONS – March



MAINTENANCE – March

Preventative Maintenance

**FTA Standard = 80% On-Time



206 PMs Complete; 9 Overdue
 Adams – 17 Completed; 0 Overdue
 Columbia – 7 Completed; 0 Overdue
 Cumberland – 16 Completed; 0 Overdue
 Dauphin – 40 Completed; 0 Overdue
 Franklin – 15 Completed; 8 Overdue*
 Montour – 3 Completed; 0 Overdue
 Northumberland – 17 Completed; 0 Overdue
 Perry – 18 Completed; 0 Overdue
 Union/Snyder – 16 Completed; 1 Overdue~
 York – 59 Completed; 0 Overdue
 *Procedural Issue
 ~ PM Cycle Update Error

Road Calls:

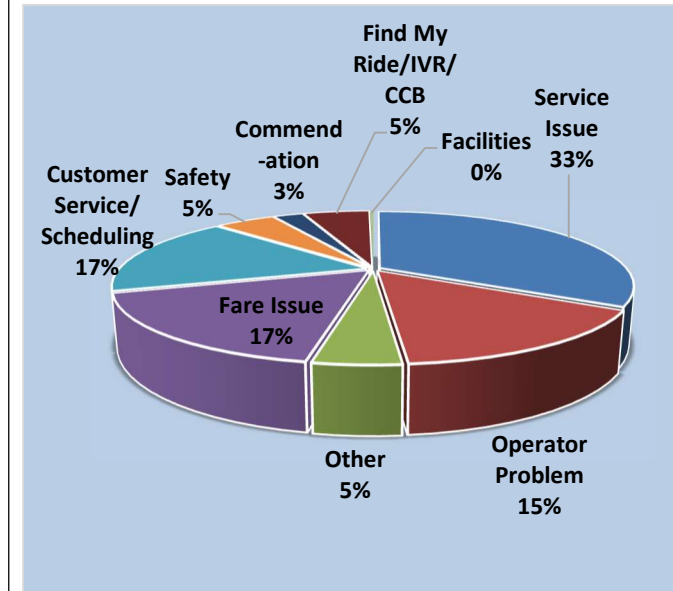
*Reporting of fare box road calls began 10/2025

| | Mar.* 2026 | YTD FY2026 | Mar. 2025 | YTD FY2025 |
|------------|------------|------------|-----------|------------|
| Mechanical | 18 | 168 | 9 | 108 |
| Non-Mech. | 15 | 207 | 7 | 63 |

SAFETY – March

| | Mar. 2026 | YTD FY2026 | Mar. 2025 | YTD FY2025 |
|------------------|-----------|------------|-----------|------------|
| Preventable | 17 | 172 | 17 | 172 |
| Non-Preventable | 4 | 54 | 6 | 73 |
| Passenger Injury | 1 | 8 | 1 | 7 |
| Employee Injury | 2 | 21 | 3 | 33 |

CUSTOMER COMPLAINTS – March



| | Mar. 2026 | YTD FY2026 | Mar. 2025 | YTD FY2025 |
|------------------|-----------|------------|-----------|------------|
| Total Complaints | 383 | 2,407 | 149 | 1,275 |

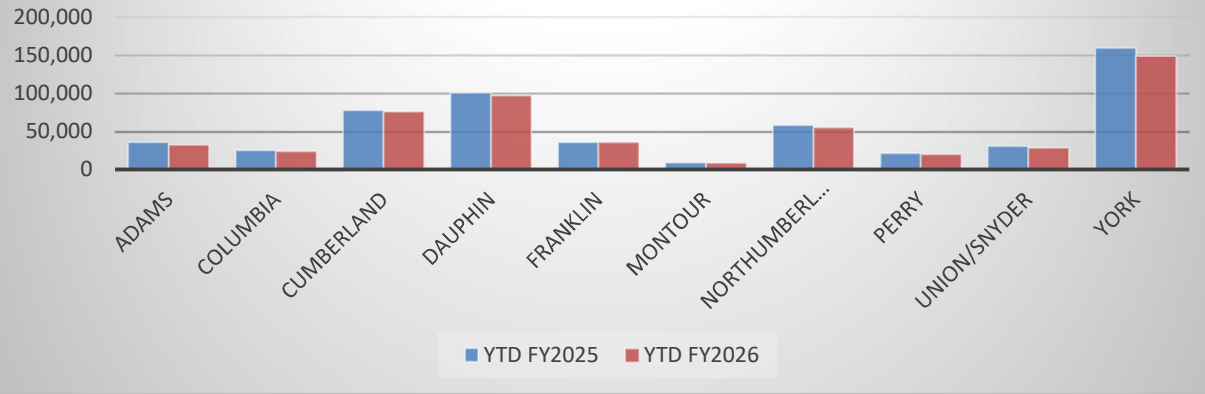
MARKETING – March

| | 2026 | YTD FY2026 | Mar. 2025 | YTD FY2025 |
|--------------|---------|------------|-----------|------------|
| PR Exposures | 4 | 72 | 1 | 33 |
| Outreaches | 8 | 47 | 0 | 35 |
| Views | 143,384 | 1,294,156 | 114,540 | 1,103,997 |
| Event Count | 374,109 | 3,346,490 | 297,634 | 2,909,584 |
| Users | 22,485 | 210,664 | 17,416 | 191,714 |
| Bikes | 2,222 | 22,943 | 2,607 | 24,424 |

Paratransit Ridership - YTD

| | YTD FY2025 | YTD FY2026 |
|----------------|------------|------------|
| Adams | 36,665 | 33,318 |
| Columbia | 25,938 | 24,865 |
| Cumberland | 78,059 | 76,709 |
| Dauphin | 100,843 | 97,590 |
| Franklin | 36,446 | 36,392 |
| Montour | 10,027 | 9,665 |
| Northumberland | 58,995 | 55,756 |
| Perry | 22,242 | 21,133 |
| Union/Snyder | 31,620 | 29,576 |
| York | 159,668 | 149,135 |


Paratransit Ridership - YTD



Fixed Route Ridership -YTD

| | YTD FY2025 | YTD FY2026 |
|--------------------------|------------|------------|
| CDH | 916,686 | 774,667 |
| Gettysburg | 33,541 | 28,571 |
| G-burg/Hanover Connector | 6,410 | 3,706 |
| Hanover | 12,569 | 11,480 |
| Shippensburg | 7,434 | 8,741 |
| York | 915,402 | 771,073 |

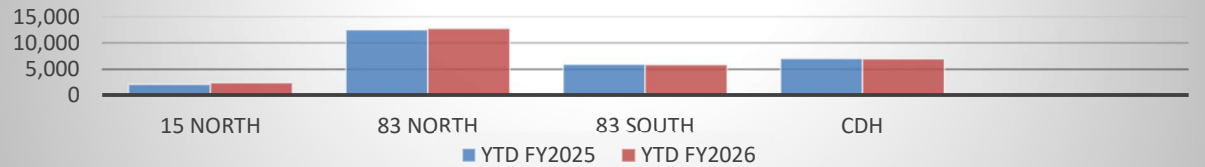
Fixed Route Ridership - YTD



Express Ridership - YTD

| | YTD FY2025 | YTD FY2026 |
|----------|------------|------------|
| 15 North | 2,104 | 1,922 |
| 83 North | 12,500 | 10,053 |
| 83 South | 5,901 | 4,686 |
| CDH | 6,995 | 5,165 |

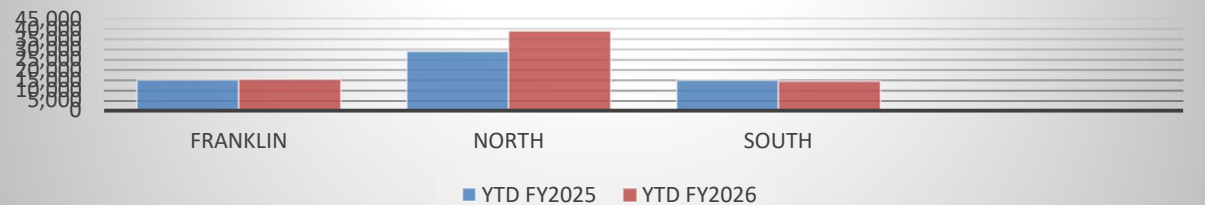
Express Ridership - YTD



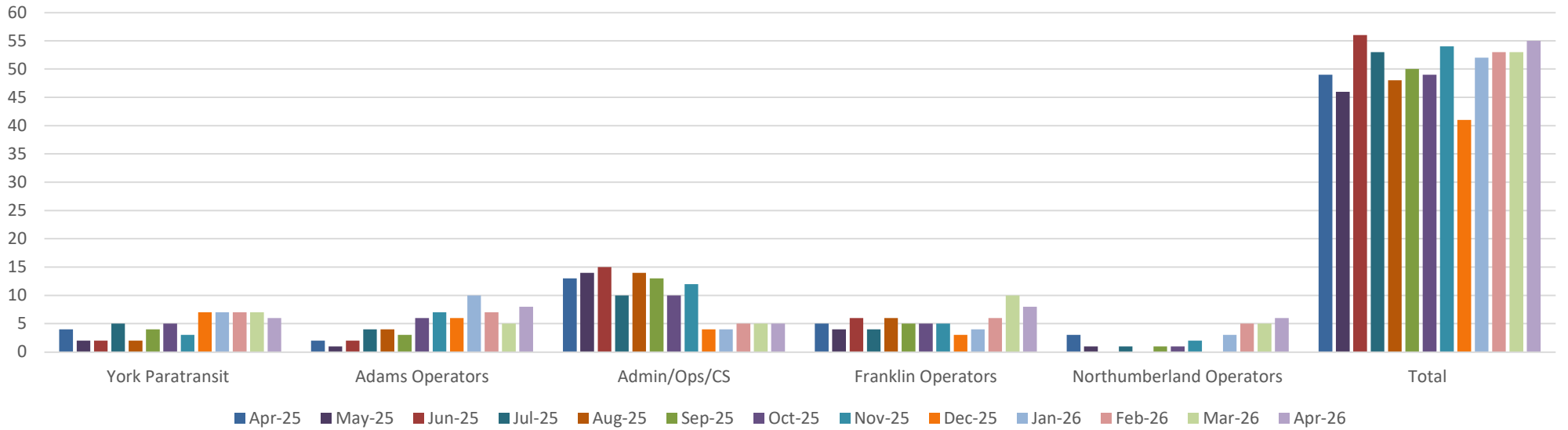
Microtransit Ridership – YTD

| | YTD FY2025 | YTD FY2026 |
|----------|------------|------------|
| Franklin | 15,123 | 11,693 |
| North | 29,029 | 29,324 |
| South | 15,024 | 11,222 |

Microtransit Ridership - YTD



Top 5 Divisions- Open Positions



| April 2026 (Prepared 4/23/2026) | FMLA/LOA | Approved Positions | Current employees | Number approved openings |
|---|-----------------|---------------------------|--------------------------|---------------------------------|
| Adams Operators | 1 | 37 | 29 | 8 |
| Administrative/Operations Support/Customer Service Rep | - | 163 | 158 | 5 |
| Columbia Operators | - | 16 | 16 | - |
| Cumberland Operators | 1 | 37 | 32 | 5 |
| Dauphin Fixed Route | - | 95 | 90 | 5 |
| Dauphin Info Specialists | - | 2 | 2 | - |
| Dauphin Maintenance (Mechanics, Serviceperson) | - | 25 | 22 | 3 |
| Dauphin Paratransit | 2 | 26 | 23 | 3 |
| Franklin Operators | 1 | 30 | 22 | 8 |
| Montour Operators | - | 10 | 9 | 1 |
| Northumberland Operators | 1 | 30 | 24 | 6 |
| Perry Operators | 1 | 22 | 21 | 1 |
| Shippensburg Operators | - | 2 | 2 | - |
| Union/Snyder Operators | - | 34 | 33 | 1 |
| York Express | - | 8 | 7 | 1 |
| York Fixed Route | 2 | 61 | 60 | 1 |
| York Maintenance (Mechanics and Porters) | - | 21 | 20 | 1 |
| York Paratransit | 1 | 61 | 55 | 6 |
| Totals – March 2026 | 10 | 680 | 625 | 55 |