



## SUSQUEHANNA REGIONAL TRANSPORTATION AUTHORITY

### Unaudited Financial Statement & Statistical Notes for February 2026

The accompanying financial statements are presented as of February 28, 2026. February is the eight month and in Fiscal Year 2026. These statements provide a comprehensive analysis that includes performance against the approved Fiscal Year 2026 budget and year-over-year comparison with prior Fiscal Year results.

#### Ridership

⬇️ Year to date Ridership reflects a 4.6% decrease in trips compared to last year. A large snow event coupled with extreme cold temperatures contributed to this decrease. The ridership change by transportation type is as follows:

- ⬇️ Fixed Route: 5.0% decrease in ridership compared to the prior year.
- ⬇️ Paratransit: 5.6% decrease compared to the prior year.
- ⬆️ Commuter Express: 0.8% increase compared to the prior year.
- ⬆️ Microtransit: 15.7% increase in ridership compared to the prior year.

#### Revenue

- ✅ Year to date, Subsidy Usage is \$1.2 million less than budget, reflecting a favorable variance driven by organization-wide cost savings and the receipt of supplemental state funding for rural Paratransit operations.

#### Expenses

- ✅ Year to date, expenses are \$688 thousand less than the approved budget, due to savings from purchased transportation and wages.
- ⬇️ Unfilled positions stayed at 53 during the month or 7.8% of total approved positions.

#### Operating Liquidity

- ⬆️ The Authority's cash balance is consistent with its goal to maintain 180 days of cash on hand.

#### Line of Credit

- ❤️ No draws have been made on the Authority's lines of credit.

#### Capital Expenditures (over \$50,000)

- Zarfoss Maintenance Heaters \$75,471
- Parks and Rec Facility \$164,062
- West Milton Facility \$730,044
- Paratransit Vehicles (12) \$1,716,060
- Cisco Network Licensing \$249,848

**Act 44/89 Local Match Requirement**

Municipality	Received Amount – Calendar 2025	Requested Amount – Calendar 2026	Approved Amount Notification	Status
Adams County	\$78,535	\$84,895	\$84,895	To be invoiced July 2026
Gettysburg Borough	\$4,862	\$5,493	\$5,493	Invoiced 2/19/2026
York County	\$761,463	\$804,061	\$804,061	Pays 1/9 (\$89,340.11) beginning 4/2026
Franklin County	\$ -	\$37,467	\$37,467	Invoiced 2/4/2026
Cumberland County	\$471,609	\$840,483*	\$840,483	Invoiced 1 <sup>st</sup> Qtr. \$126,370.75 2/4/2026
Dauphin County	\$529,950	\$868,537*	\$868,537	Invoiced 1 <sup>st</sup> Qtr. \$142,134.25 2/4/2026- <b>Paid 3/9/2026</b>
City of Harrisburg	\$407,223	\$736,867*	\$736,867**	Invoiced 1 <sup>st</sup> Qtr. \$184,216.75 2/4/2026- <b>Paid 3/23/2026</b>

**Local Billing Tied To Other Grants**

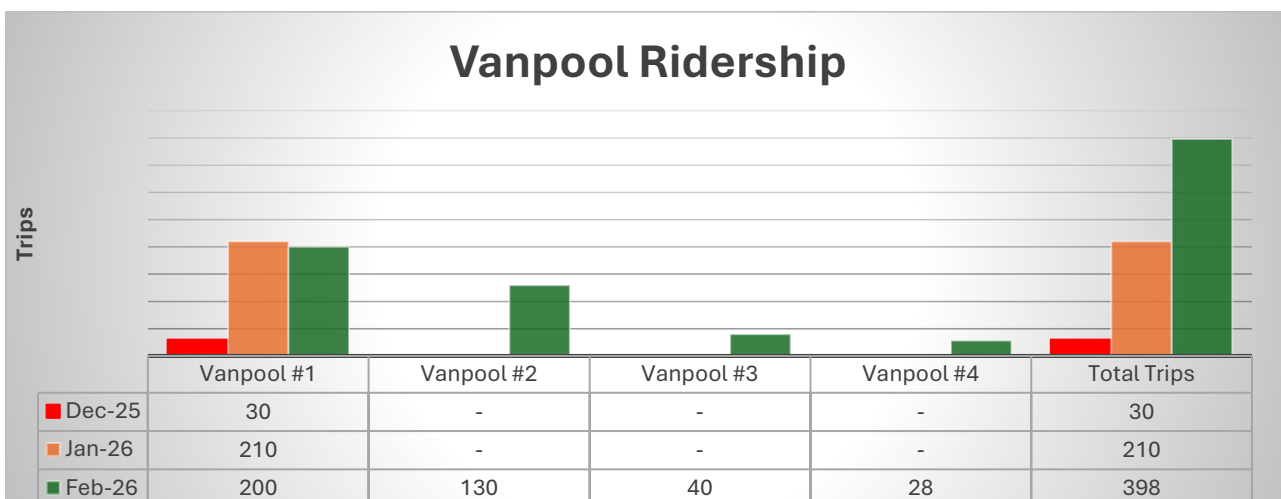
Service Type	Calendar 2025	Requested Amount – Calendar 2026	Approved Amount Notification	Status
Northern Microtransit	\$54,827	\$56,307	TBD	Columbia Co. <b>Paid \$9,484 1/19/26</b> GSVCC <b>Paid \$16,500 2/23/2026</b> East Buffalo Twp <b>Paid \$2,500 2/24/2026</b> <b>Funded through 6/30/2026</b>

\*Includes local match for Harrisburg facility & Lemoyne Transit Center (\$335,000)

\*\*Harrisburg City requested to be invoiced ¼ of total amount (including the amount for Harrisburg facility).

**Featured Information:**

In December, rabbit launched a new program called **rabbitWORKS**, which subsidizes vans for individuals commuting during second- and third-shift hours. While the service is designed to support the **ALICE** population (Asset Limited, Income Constrained, Employed) by helping them access jobs during non-traditional work shifts, it is available to anyone who needs consistent transportation to a regular destination during these hours. This ensures the program remains fully inclusive and compliant with all requirements. The program’s growth to date is shown below.



# Capital Projects

An update on the major Capital projects as of 3/12/2026 is below:

Harrisburg Facility Demo	West Milton Facility	Fare Collection
Target Completion Date	Target Completion Date	Target Completion Date
12/01/2025	11/09/2026	07/01/2026
\$849,133 Approved	\$9,189,900 Approved	\$4,219,823 Approved
<p>Should be 100% Actual 100%</p> <p>88% Spent</p> <p>Begin 03/27/2025</p>	<p>Should be 63% Actual 58%</p> <p>60% Spent</p> <p>Begin 02/27/2025</p>	<p>Should be 85% Complete</p> <p>43% Complete</p> <p>43% Spent</p> <p>Begin 08/28/2024</p>
<ul style="list-style-type: none"> <li>● Project Timing: On track</li> <li>● Cash disbursement trailing progress</li> </ul>	<ul style="list-style-type: none"> <li>● Project Timing: Requires attention</li> <li>● Disbursement aligned with progress</li> </ul>	<ul style="list-style-type: none"> <li>● Project Timing: Behind</li> <li>● Disbursement aligned with progress</li> </ul>
Radio Upgrade	Cumberland Facility	Harrisburg Parks Maint. Facility
Target Completion Date	Target Completion Date	Target Completion Date
07/07/2026	06/08/2027	06/06/2027
\$5,684,626 Approved	\$12,393,130 Approved	\$7,659,200 Approved
<p>Should be 41% Actual 41%</p> <p>0% Spent</p> <p>Begin 01/07/2026</p>	<p>Should be 11% Actual 11%</p> <p>0% Spent</p> <p>Begin 01/27/2026</p>	<p>Should be 14% Actual 14%</p> <p>2% Spent</p> <p>Begin 01/12/2026</p>
<ul style="list-style-type: none"> <li>● Project Timing: Requires attention</li> <li>● Cash disbursement trailing progress</li> </ul>	<ul style="list-style-type: none"> <li>● Project Timing: Requires attention</li> <li>● Cash disbursement trailing progress</li> </ul>	<ul style="list-style-type: none"> <li>● Project Timing: On track</li> <li>● Cash disbursement trailing progress</li> </ul>

**Susquehanna Regional Transportation Authority  
Income Statement**

For The Period Ended February 28, 2026

	Period To Date		Year To Date		Budget Variance	Year To Date February 28, 2025
	Actual	Current Budget	Actual	Current Budget		
REVENUE						
Operating Reve	\$ 2,029,083	\$ 2,216,879	\$ 16,714,601	\$ 17,735,032	\$ (1,020,431)	\$ 16,496,930
Grant/Contract	\$ 3,448,413	\$ 3,567,091	\$ 29,608,571	\$ 28,536,728	\$ 1,071,843	\$ 23,278,504
<b>TOTAL REVENUE</b>	<b>\$ 5,477,496</b>	<b>\$ 5,783,970</b>	<b>\$ 46,323,173</b>	<b>\$ 46,271,760</b>	<b>\$ 51,413</b>	<b>\$ 39,775,434</b>
EXPENSES						
Wages	\$ 1,184,718	\$ 1,333,333	\$ 9,890,430	\$ 10,666,664	\$ 776,234	\$ 9,040,075
Benefits	\$ 506,686	\$ 474,205	\$ 4,845,027	\$ 3,793,640	\$ (1,051,387)	\$ 4,374,029
Services	\$ 358,846	\$ 337,830	\$ 2,862,951	\$ 2,702,640	\$ (160,311)	\$ 2,340,842
Fuel	\$ 129,512	\$ 158,333	\$ 1,176,685	\$ 1,266,664	\$ 89,979	\$ 1,252,718
Tires	\$ 8,765	\$ 8,333	\$ 82,648	\$ 66,664	\$ (15,984)	\$ 68,036
Parts, Material	\$ 57,050	\$ 49,231	\$ 360,061	\$ 393,848	\$ 33,787	\$ 361,929
Utilities	\$ 188,538	\$ 122,369	\$ 1,044,386	\$ 978,952	\$ (65,434)	\$ 941,551
Casualty and Li	\$ 24,846	\$ 40,484	\$ 290,468	\$ 323,872	\$ 33,404	\$ 332,595
Purchased Trar	\$ 2,881,202	\$ 3,175,000	\$ 24,295,944	\$ 25,400,000	\$ 1,104,056	\$ 22,768,641
Miscellaneous	\$ 30,998	\$ 53,514	\$ 266,337	\$ 428,112	\$ 161,775	\$ 405,339
Leases and Ren	\$ 10,292	\$ 10,010	\$ 280,645	\$ 80,080	\$ (200,565)	\$ 76,331
Passed Througl	\$ 21,342	\$ 21,328	\$ 187,276	\$ 170,624	\$ (16,652)	\$ 170,909
<b>TOTAL EXPENSES</b>	<b>\$ 5,402,796</b>	<b>\$ 5,783,970</b>	<b>\$ 45,582,858</b>	<b>\$ 46,271,760</b>	<b>\$ 688,903</b>	<b>\$ 42,132,996</b>
<b>TOTAL NON OPERATING GRANT INCOME **</b>	<b>\$ 858,403</b>	<b>\$ 439,563</b>	<b>\$ 7,183,013</b>	<b>\$ 3,516,504</b>	<b>\$ (3,666,509)</b>	<b>\$ 4,054,259</b>
<b>TOTAL NON OPERATING GRANT EXPENSES **</b>	<b>\$ 938,910</b>	<b>\$ 439,146</b>	<b>\$ 7,188,511</b>	<b>\$ 3,513,168</b>	<b>\$ (3,675,343)</b>	<b>\$ 4,050,981</b>
<b>REE/(EER)</b>	<b>\$ (5,807)</b>	<b>\$ 417</b>	<b>\$ 734,817</b>	<b>\$ 3,336</b>	<b>\$ (628,655)</b>	<b>\$ (2,354,284)</b>
CAPITAL REVENUES AND EXPENSES						
Capital Grant II	\$ 2,993,984	\$ -	\$ 12,936,238	\$ -	\$ -	\$ 4,352,225
<b>TOTAL CAPITAL REVENUES AND EXPENSES</b>	<b>\$ 2,993,984</b>	<b>\$ -</b>	<b>\$ 12,936,238</b>	<b>\$ -</b>	<b>\$ -</b>	<b>\$ 4,352,225</b>
<b>REE/(EER)</b>	<b>\$ 2,988,176</b>	<b>\$ 417</b>	<b>\$ 13,671,055</b>	<b>\$ 3,336</b>	<b>\$ (628,655)</b>	<b>\$ 1,997,942</b>
<b>NET REE/(EER)</b>	<b>\$ 2,988,176</b>	<b>\$ 417</b>	<b>\$ 13,671,055</b>	<b>\$ 3,336</b>	<b>\$ (628,655)</b>	<b>\$ 1,997,942</b>

\*\*VanPool, FindMyRide, GHP, UPMCO, ICB, Cambria Co MATP

**Susquehanna Regional Transportation Authority**  
**Balance Sheet**

**As of February 28, 2026**

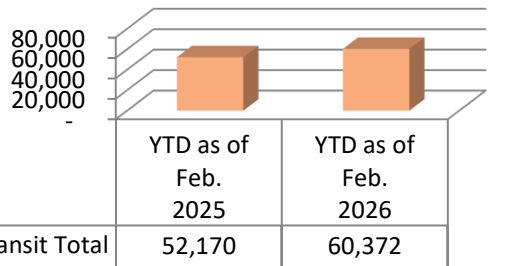
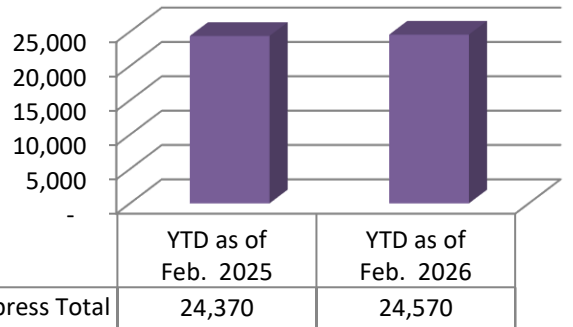
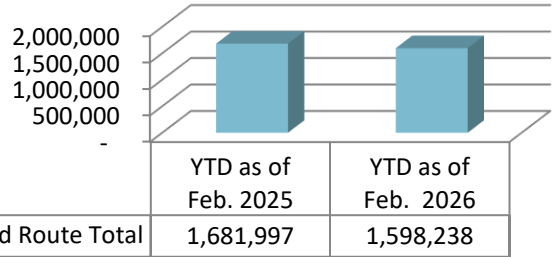
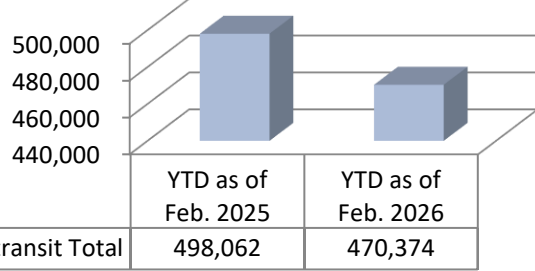
**ASSETS**

CURRENT ASSETS	Unrestricted Cash	\$ 21,062,781	
	Restricted Cash	\$ 774,642	
	Reserved Cash - Capital Projects	\$ -	
	Accounts Receivable	\$ 36,969,713	
	Materials & Supplies Inventory	\$ 1,566,219	
	Prepaid Expenses	\$ 1,733,769	
	Other Current Assets	\$ -	
TOTAL CURRENT ASSETS		\$ 62,107,124	
FIXED ASSETS	Buildings and Improvements	\$ 111,663,791	
	Revenue Equipment	\$ 69,423,888	
	Tools and Equipment	\$ 6,077,998	
	Accumulated Depreciation	\$ (92,194,634)	
TOTAL FIXED ASSETS (NET)		\$ 94,971,043	
TOTAL ASSETS		\$ 157,078,167	

**LIABILITIES AND NET ASSETS**

CURRENT LIABILITIES	Accounts Payable	\$ 7,428,389	
	Accrued Leave and Payroll	\$ 3,113,819	
	Accrued Expenses	\$ 1,183,355	
TOTAL CURRENT LIABILITIES		\$ 11,725,563	
DEFERRED REVENUE	Revenue Received in Advance	\$ 47,732,070	
TOTAL DEFERRED REVENUE		\$ 47,732,070	
OTHER LIABILITIES	Capital Lease Obligation	\$ -	
	Current Notes Payable	\$ -	
	Consortium Buses	\$ -	
TOTAL OTHER LIABILITIES		\$ -	
NET ASSETS	Unrestricted Equity	\$ 56,157,220	
	Restricted Equity	\$ 15,520	
	Capital Grants	\$ 41,447,795	
TOTAL NET ASSETS		\$ 97,620,535	
TOTAL LIABILITIES AND NET ASSETS		\$ 157,078,167	

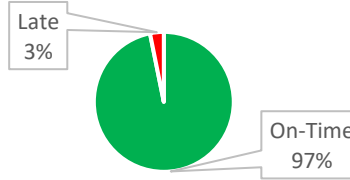
## OPERATIONS – February



## MAINTENANCE – February

### Preventative Maintenance

*\*\*FTA Standard = 80% On-Time*



189 PMs Complete; 6 Overdue  
 Adams – 15 Completed; 0 Overdue  
 Columbia – 14 Completed; 0 Overdue  
 Cumberland – 16 Completed; 0 Overdue  
 Dauphin – 32 Completed; 0 Overdue  
 Franklin – 12 Completed; 4 Overdue\*  
 Montour – 2 Completed; 0 Overdue  
 Northumberland – 13 Completed; 0 Overdue  
 Perry – 8 Completed; 0 Overdue  
 Union/Snyder – 20 Completed; 0 Overdue  
 York – 57 Completed; 2 Overdue~  
 \*Procedural Issue  
 ~ PM Cycle Update Error

### Road Calls:

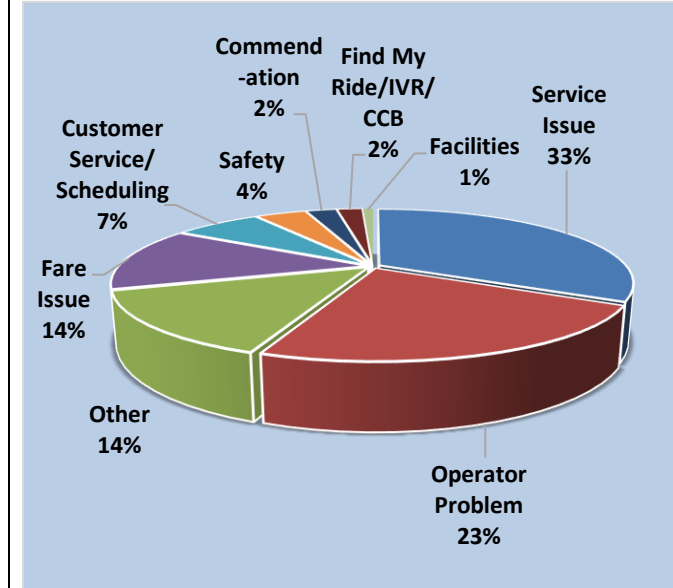
*\*Reporting of fare box road calls began 10/2025*

	Feb.* 2026	YTD FY2026	Feb. 2025	YTD FY2025
Mechanical	13	150	9	99
Non-Mech.	28	192	4	56

## SAFETY – February

	Feb. 2026	YTD FY2026	Feb. 2025	YTD FY2025
Preventable	21	155	20	155
Non-Preventable	6	50	5	67
Passenger Injury	0	7	0	6
Employee Injury	1	19	0	30

## CUSTOMER COMPLAINTS – February



	Feb. 2026	YTD FY2026	Feb. 2025	YTD FY2025
Total Complaints	250	2,024	68	1,126

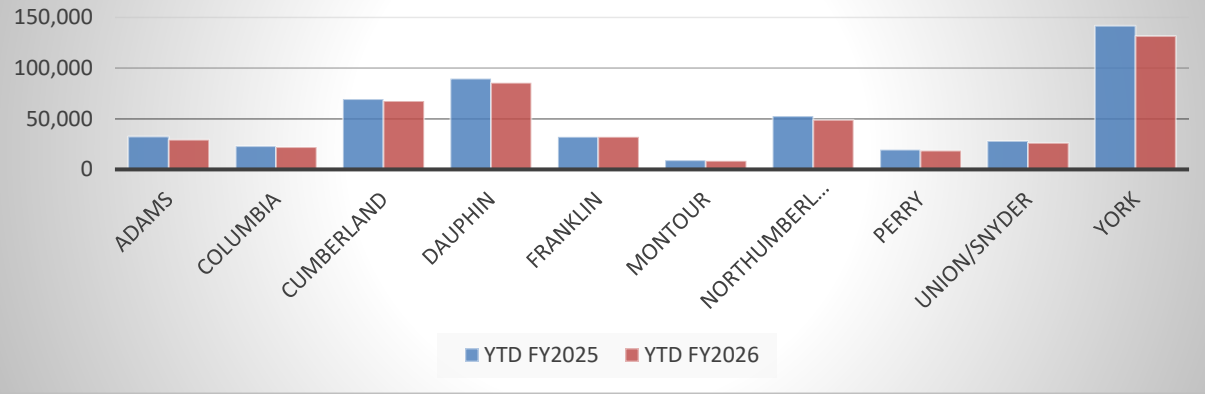
## MARKETING – February

	Feb. 2026	YTD FY2026	Feb. 2025	YTD FY2025
PR Exposures	6	68	1	32
Outreaches	3	39	2	35
Views	131,038	1,150,772	118,520	989,457
Event Count	341,363	2,972,381	308,980	2,611,950
Users	29,519	188,179	19,333	174,298
Bikes	1,682	20,721	1,712	21,817

### Paratransit Ridership - YTD

	YTD FY2025	YTD FY2026
Adams	32,601	29,312
Columbia	23,020	21,906
Cumberland	69,447	67,617
Dauphin	89,615	85,672
Franklin	32,229	32,117
Montour	9,011	8,368
Northumberland	52,721	48,995
Perry	19,595	18,639
Union/Snyder	28,041	26,016
York	141,782	131,732

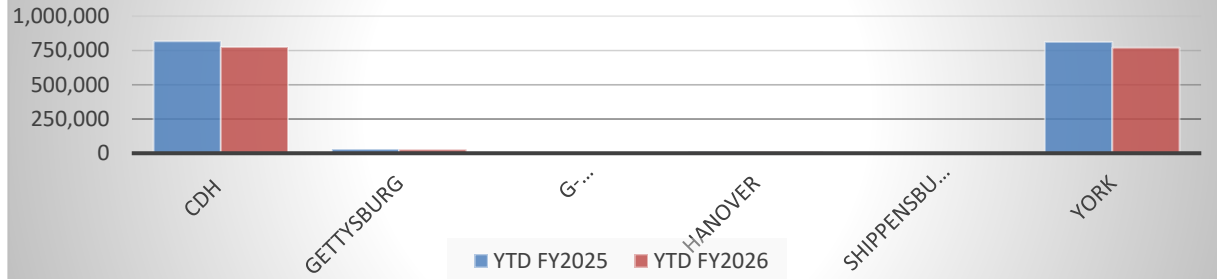
### Paratransit Ridership - YTD



### Fixed Route Ridership -YTD

	YTD FY2025	YTD FY2026
CDH	816,379	774,667
Gettysburg	30,700	28,571
G-burg/Hanover Connector	5,723	3,706
Hanover	11,085	11,480
Shippensburg	6,487	8,741
York	811,623	771,073

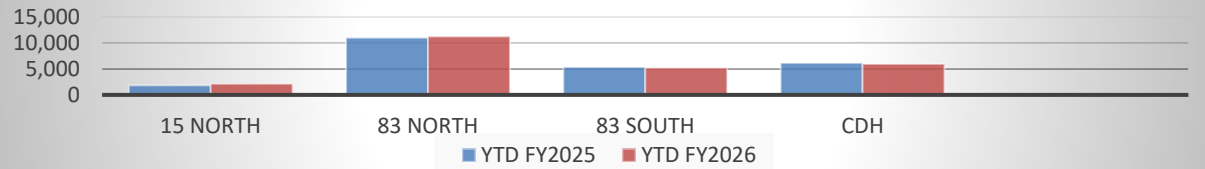
### Fixed Route Ridership - YTD



### Express Ridership - YTD

	YTD FY2025	YTD FY2026
15 North	1,638	1,922
83 North	9,799	10,053
83 South	4,819	4,686
CDH	5,550	5,165

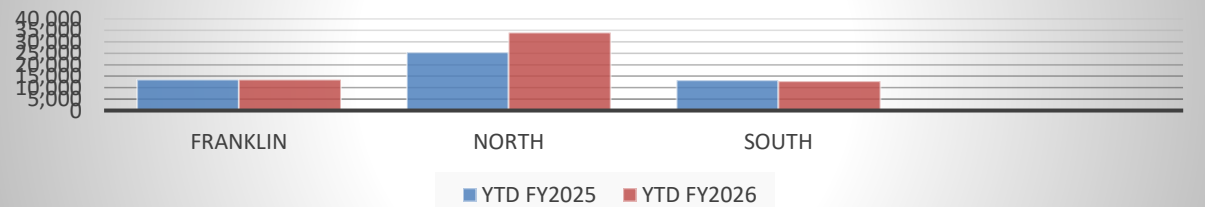
### Express Ridership - YTD



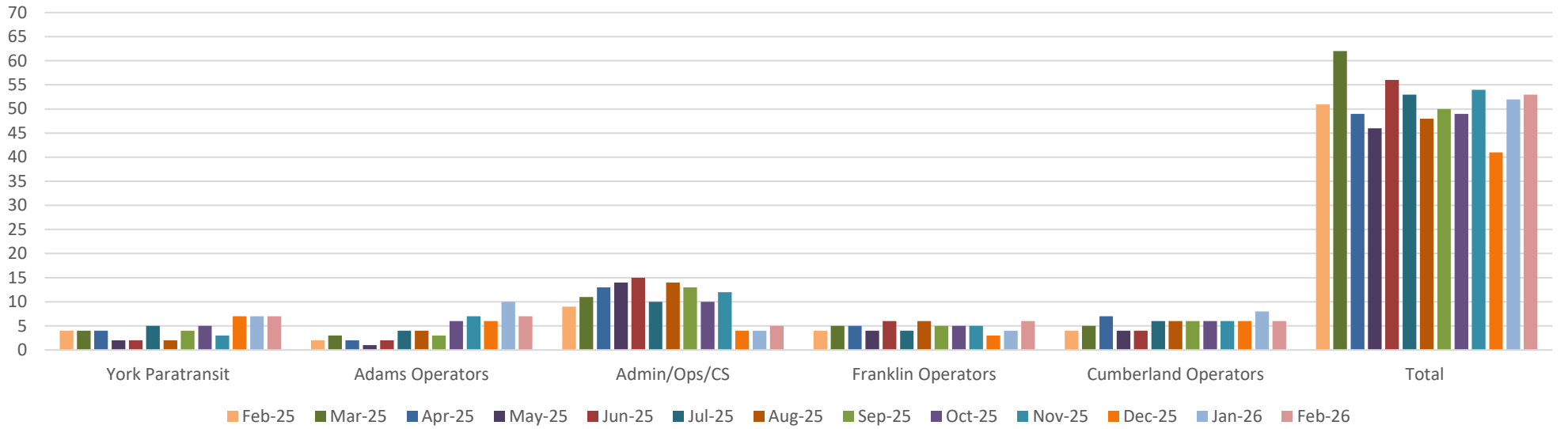
### Microtransit Ridership – YTD

	YTD FY2025	YTD FY2026
Franklin	12,002	11,693
North	21,893	29,324
South	11,629	11,222

### Microtransit Ridership - YTD



## Top 5 Divisions- Open Positions



February 2026 (Prepared 2/19/2026)	FMLA/LOA	Approved Positions	Current employees	Number approved openings
<b>Adams Operators</b>	-	35	28	7
<b>Administrative/Operations Support/Customer Service Rep</b>	1	164	159	5
<b>Columbia Operators</b>	-	16	15	1
<b>Cumberland Operators</b>	-	41	35	6
<b>Dauphin Fixed Route</b>	3	93	92	1
<b>Dauphin Info Specialists</b>	-	2	2	-
<b>Dauphin Maintenance (Mechanics, Serviceperson)</b>	-	25	24	1
<b>Dauphin Paratransit</b>	2	28	23	5
<b>Franklin Operators</b>	1	32	26	6
<b>Montour Operators</b>	1	9	6	3
<b>Northumberland Operators</b>	1	31	26	5
<b>Perry Operators</b>	-	23	21	2
<b>Shippensburg Operators</b>	-	2	2	-
<b>Union/Snyder Operators</b>	1	34	33	1
<b>York Express</b>	-	7	7	-
<b>York Fixed Route</b>	-	61	61	-
<b>York Maintenance (Mechanics and Porters)</b>	-	18	18	3
<b>York Paratransit</b>	-	54	54	7
<b>Totals – February 2026</b>	<b>10</b>	<b>685</b>	<b>632</b>	<b>53</b>