








SUSQUEHANNA REGIONAL TRANSPORTATION AUTHORITY

Unaudited Financial Statement & Statistical Notes for November 2025


The accompanying financial statements are presented as of November 30, 2025, November is the fifth month in Fiscal Year 2026. These statements provide a comprehensive analysis that includes performance against the approved Fiscal Year 2026 budget and year-over-year comparison with prior Fiscal Year results.

Ridership



 Year to date Ridership as of November 30 reflects a 4.3% overall reduction in trips compared to last year. The change by transportation type is as follows.

-  Fixed Route: 4.6% decrease in ridership compared to the prior year.
-  Paratransit: 5.3% decrease compared to the prior year.
-  Commuter Express: 0.5% increase compared to the prior year.
-  Microtransit: 15.2% increase in ridership compared to the prior year.


Revenue

-  Year to date, Grant and Contract Income is \$1.4 million below budget because less subsidy has been required than the budget anticipated. Lower-than-budgeted spending on operating costs accounts for this variance.


Expenses

-  Year to date, expenses are \$1.8 million less than the approved budget, due to savings from purchased transportation and wages.
-  Unfilled positions decreased by 13 during the month to 41, which represents 6.0% of total approved positions.

Reserves

-  The Authority has 154 days cash on hand. Scheduled receipts will return the cash balance to 180 days in mid-January.

Line of Credit

-  No draws have been made on the Authority's lines of credit.

Capital Expenditures (over \$50,000)

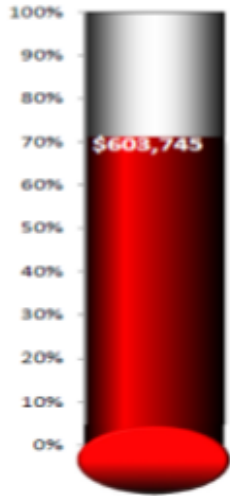
- Maintenance Heaters - \$52,063
- Milton Facility - \$563,322

Featured Information

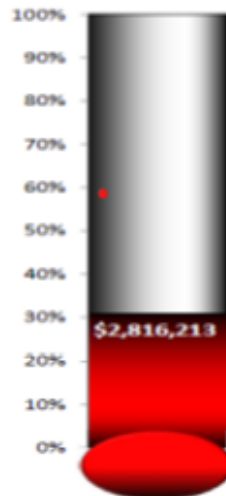
There are two featured items this month.

- The first (thermometers) shows the Board Approved funds that have been spent or committed on the Authority's three construction projects.
- The second presents the average age of the Authority's fleet by vehicle type over the last four years.

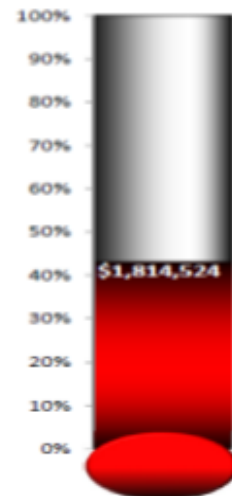
Harrisburg Facility Demo
\$849,133 Approved Amount



West Milton Facility
\$9,189,900 Approved Amount



Fare Collection
\$4,219,823 Approved Amount



Average Fleet Age by Fiscal Year

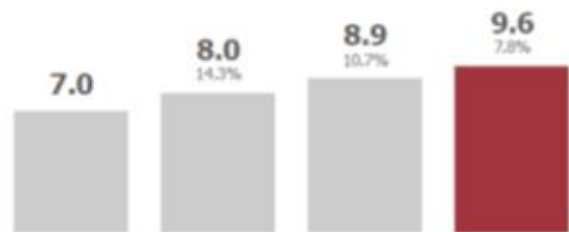
Gray text = YOY % change.



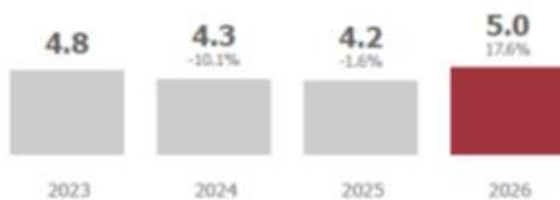
30 ft Buses (10-Year ESL)



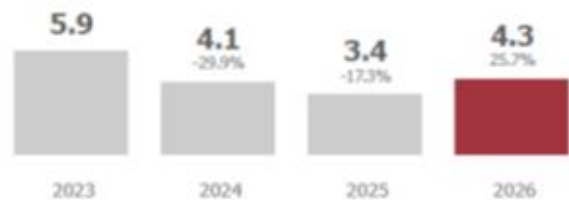
35-60 ft Buses (12-Year ESL)



Cutaway Buses (5-Year ESL)



Transit & Minivans (4-Year ESL)



- Demand Response fleet renewal underway: 50 cutaways and 6 transit vans are scheduled to enter service during FY26, replacing the oldest Demand Response vehicles and helping reduce fleet age pressure going into FY27.
- Fixed Route replacements on order – York: 3 CNG 40-ft buses are on order for York service, supporting continued replacement of aging large buses.
- Fixed Route replacements on order – Harrisburg: 9 diesel 40-ft buses are on order for Harrisburg service, which will help slow the upward age trend in the 35–60 ft bus fleet.

Source: AssetWorks Fleet Inventory | Fleet age calculated as of fiscal year end (June 30).

Prepared by: Michael Behney | Transit Asset Manager

Local Match Payments

 All information as of December 15, 2025

Act 44/89 Local Match Requirement

Municipality	Requested Amount (request letter sent 7/31)	Received Notification of Amount Approved	Status
Adams County	\$78,535	\$78,535	Paid through 12/31/25
Gettysburg Borough	\$4,862	\$4,862	Paid through 12/31/25
York County	\$761,463	\$761,463	Paid Through 12/31/2025
Cumberland County	\$471,609	\$471,609	Paid through 12/31/25
Dauphin County	\$529,950	\$529,950	Paid through 12/31/25
City of Harrisburg	\$407,223	\$407,223	Paid through 12/31/25

Local Match Tied to Other Grants

Franklin County	\$26,195	Approved	Invoice scheduled for Jan. 2026
Northern Microtransit	\$54,827	\$54,827	Paid through 12/31/25

Susquehanna Regional Transportation Authority
Income Statement

For The Period Ended November 30, 2025

		Period To Date		Year To Date			Year To Date
		Actual	Current Budget	Actual	Current Budget	Budget Variance	November 30, 2024
REVENUE							
	Operating Rev	\$ 1,932,219	\$ 2,216,879	\$ 10,660,523	\$ 11,084,395	\$ (423,872)	\$ 10,536,357
	Grant/Contract	\$ 2,971,011	\$ 3,567,091	\$ 15,209,114	\$ 17,835,455	\$ (2,626,341)	\$ 13,808,390
TOTAL REVENUE		\$ 4,903,230	\$ 5,783,970	\$ 25,869,637	\$ 28,919,850	\$ (3,050,213)	\$ 24,344,747
EXPENSES							
	Wages	\$ 983,377	\$ 1,333,333	\$ 5,823,437	\$ 6,666,665	\$ 843,228	\$ 5,604,971
	Benefits	\$ 625,801	\$ 474,205	\$ 2,938,845	\$ 2,371,025	\$ (567,820)	\$ 2,726,073
	Services	\$ 308,404	\$ 337,830	\$ 1,688,843	\$ 1,689,150	\$ 307	\$ 1,438,868
	Fuel	\$ 136,290	\$ 158,333	\$ 774,161	\$ 791,665	\$ 17,504	\$ 811,955
	Tires	\$ 7,960	\$ 8,333	\$ 53,002	\$ 41,665	\$ (11,337)	\$ 42,294
	Parts, Material	\$ 32,374	\$ 49,231	\$ 199,681	\$ 246,155	\$ 46,474	\$ 213,439
	Utilities	\$ 116,160	\$ 122,369	\$ 554,925	\$ 611,845	\$ 56,920	\$ 497,689
	Casualty and Li	\$ 20,314	\$ 40,484	\$ 189,694	\$ 202,420	\$ 12,726	\$ 204,356
	Purchased Trar	\$ 2,799,954	\$ 3,175,000	\$ 14,320,281	\$ 15,875,000	\$ 1,554,719	\$ 13,782,409
	Miscellaneous	\$ 27,137	\$ 53,514	\$ 190,475	\$ 267,570	\$ 77,095	\$ 202,080
	Leases and Ren	\$ 9,667	\$ 10,010	\$ 250,787	\$ 50,050	\$ (200,737)	\$ 47,326
	Passed Throug	\$ 26,486	\$ 21,328	\$ 118,002	\$ 106,640	\$ (11,362)	\$ 110,352
TOTAL EXPENSES		\$ 5,093,924	\$ 5,783,970	\$ 27,102,135	\$ 28,919,850	\$ 1,817,715	\$ 25,681,811
TOTAL NON OPERATING GRANT INCOME **		\$ 877,760	\$ 439,563	\$ 4,552,291	\$ 2,197,815	\$ (2,354,476)	\$ 2,375,714
TOTAL NON OPERATING GRANT EXPENSES **		\$ 975,095	\$ 439,146	\$ 4,547,448	\$ 2,195,730	\$ (2,351,718)	\$ 2,371,997
REE/(EER)		\$ (288,030)	\$ 417	\$ (1,227,655)	\$ 2,085	\$ (4,870,686)	\$ (1,333,346)
CAPITAL REVENUES AND EXPENSES							
	Capital Grant In	\$ 566,279	\$ -	\$ 5,030,705	\$ -	\$ -	\$ 3,665,728
TOTAL CAPITAL REVENUES AND EXPENSES		\$ 566,279	\$ -	\$ 5,030,705	\$ -	\$ -	\$ 3,665,728
REE/(EER)		\$ 278,248	\$ 417	\$ 3,803,050	\$ 2,085	\$ (4,870,686)	\$ 2,332,382
NET REE/(EER)		\$ 278,248	\$ 417	\$ 3,803,050	\$ 2,085	\$ (4,870,686)	\$ 2,332,382

**FindMyRide, GHP, UPMCO, ICB, Cambria Co MATP

Susquehanna Regional Transportation Authority
Balance Sheet

As of November 30, 2025

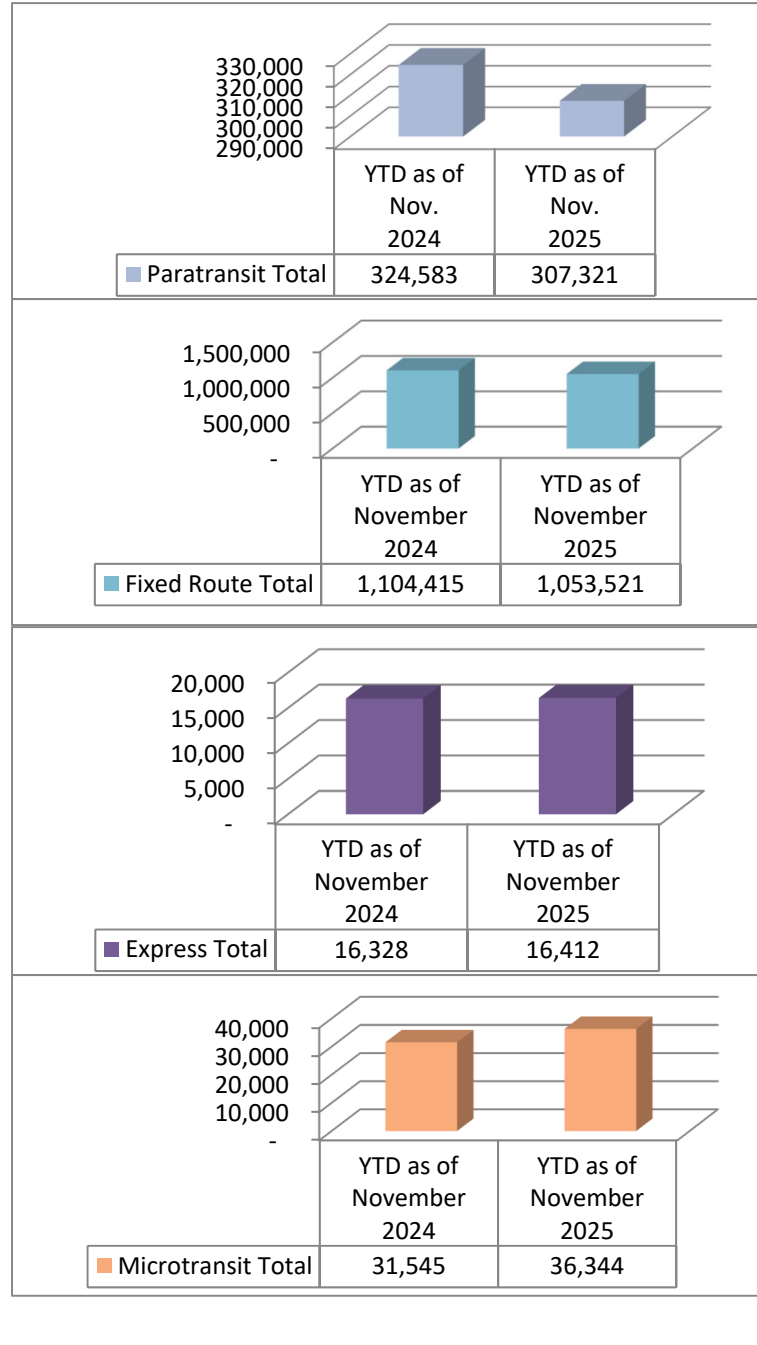
ASSETS

CURRENT ASSETS			
	Unrestricted Cash	\$ 15,748,259	
	Restricted Cash	\$ 792,136	
	Reserved Cash - Capital Projects	\$ -	
	Accounts Receivable	\$ 29,800,579	
	Materials & Supplies Inventory	\$ 1,528,160	
	Prepaid Expenses	\$ 754,266	
	Other Current Assets	\$ -	
TOTAL CURRENT ASSETS			\$ 48,623,400
FIXED ASSETS			
	Buildings and Improvements	\$ 108,537,813	
	Revenue Equipment	\$ 65,149,770	
	Tools and Equipment	\$ 5,554,995	
	Accumulated Depreciation	\$ (92,194,634)	
TOTAL FIXED ASSETS (NET)			\$ 87,047,944
TOTAL ASSETS			<u>\$ 135,671,344</u>

LIABILITIES AND NET ASSETS

CURRENT LIABILITIES			
	Accounts Payable	\$ 5,354,385	
	Accrued Leave and Payroll	\$ 2,034,484	
	Accrued Expenses	\$ 2,054,202	
TOTAL CURRENT LIABILITIES			\$ 9,443,071
DEFERRED REVENUE			
	Revenue Received in Advance	\$ 38,475,743	
TOTAL DEFERRED REVENUE			\$ 38,475,743
OTHER LIABILITIES			
	Capital Lease Obligation	\$ -	
	Current Notes Payable	\$ -	
	Consortium Buses	\$ -	
TOTAL OTHER LIABILITIES			\$ -
NET ASSETS			
	Unrestricted Equity	\$ 51,200,764	
	Restricted Equity	\$ 15,520	
	Capital Grants	\$ 36,536,246	
TOTAL NET ASSETS			\$ 87,752,530
TOTAL LIABILITIES AND NET ASSETS			<u>\$ 135,671,344</u>

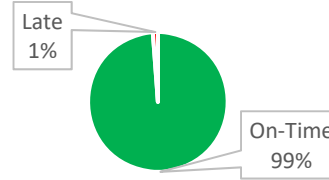
OPERATIONS – November



MAINTENANCE – November

Preventative Maintenance

***FTA Standard = 80% On-Time*



171PMs Complete; 2 Overdue

Adams – 10 Completed; 0 Overdue
 Columbia – 11 Completed; 0 Overdue
 Cumberland – 12 Completed; 0 Overdue
 Dauphin – 36 Completed; 0 Overdue
 Franklin – 6 Completed; 2 Overdue*
 Montour – 4 Completed; 0 Overdue
 Northumberland – 13 Completed; 0 Overdue
 Perry – 9 Completed; 0 Overdue
 Union/Snyder – 10 Completed; 1 Overdue*
 York – 60 Completed; 0 Overdue

**Missed*

Road Calls:

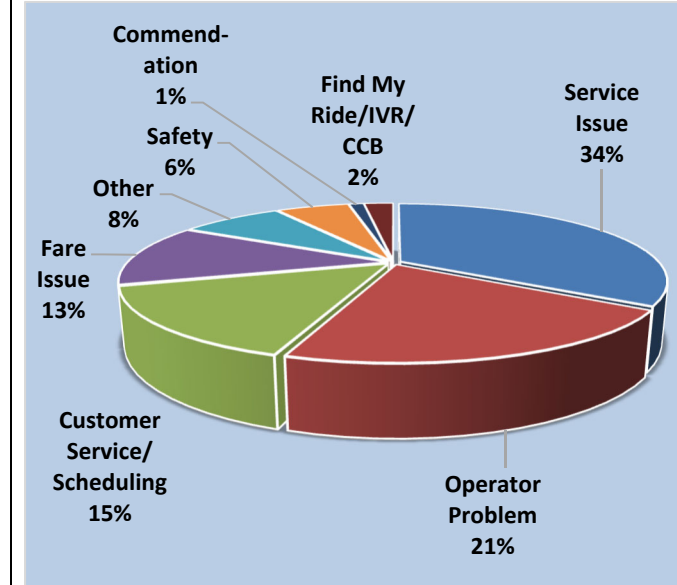
**Reporting of fare box road calls began 10/2025*

	Nov. 2025	YTD FY2026	Nov. 2024	YTD FY2025
Mechanical	27	93	13	71
Non-Mech.	20	84	7	38

SAFETY – November

	Nov. 2025	YTD as of Nov. 2025	Nov. 2024	YTD as of Nov. 2024
Preventable	16	90	18	93
Non-Preventable	5	29	7	44
Passenger Injury	2	6	0	5
Employee Injury	1	14	4	26

CUSTOMER COMPLAINTS – November



	Nov. 2025	YTD as of Nov. 2025	Nov. 2024	YTD as of Nov. 2024
Total Complaints	179	1,192	156	820

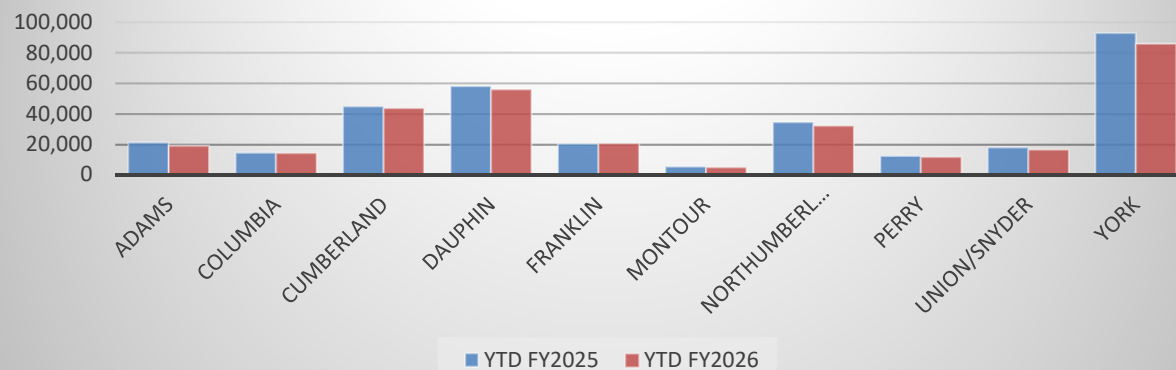
MARKETING – November

	Nov. 2025	YTD FY2026	Nov. 2024	YTD FY2025
PR Exposures	11	48	4	25
Outreaches	6	33	6	26
Views	128,944	727,780	124,509	608,098
Event Count	336,832	1,879,898	325,382	1,624,014
Users	21,758	111,697	20,955	112,080
Bikes	2,487	15,268	2,986	15,858

Paratransit Ridership - YTD

	YTD FY2025	YTD FY2026
<i>Adams</i>	21,403	19,383
<i>Columbia</i>	14,849	14,550
<i>Cumberland</i>	45,074	43,861
<i>Dauphin</i>	58,163	56,100
<i>Franklin</i>	20,724	20,964
<i>Montour</i>	5,806	5,332
<i>Northumberland</i>	34,739	32,355
<i>Perry</i>	12,737	12,084
<i>Union/Snyder</i>	18,242	16,834
<i>York</i>	92,846	85,858


Paratransit Ridership - YTD



Fixed Route Ridership -YTD

	YTD FY2025	YTD FY2026
<i>CDH</i>	537,915	514,947
<i>Gettysburg</i>	22,062	20,167
<i>G-burg/Hanover Connector</i>	3,726	2,458
<i>Hanover</i>	7,190	7,052
<i>Shippensburg</i>	3,986	5,902
<i>York</i>	529,536	502,995

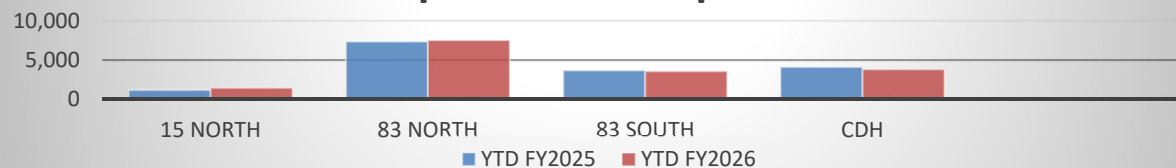
Fixed Route Ridership - YTD



Express Ridership - YTD

	YTD FY2025	YTD FY2026
<i>15 North</i>	1,179	1,460
<i>83 North</i>	7,353	7,538
<i>83 South</i>	3,687	3,578
<i>CDH</i>	4,109	3,836

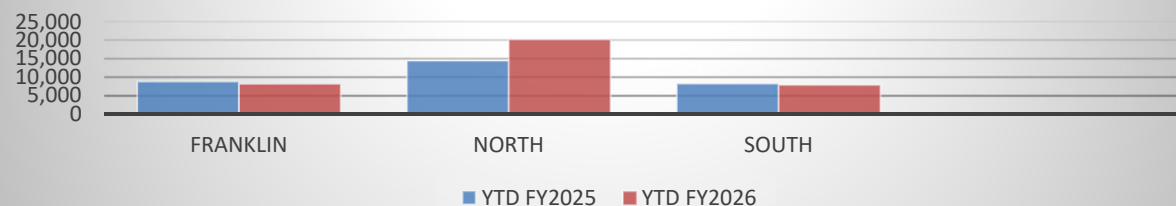
Express Ridership - YTD



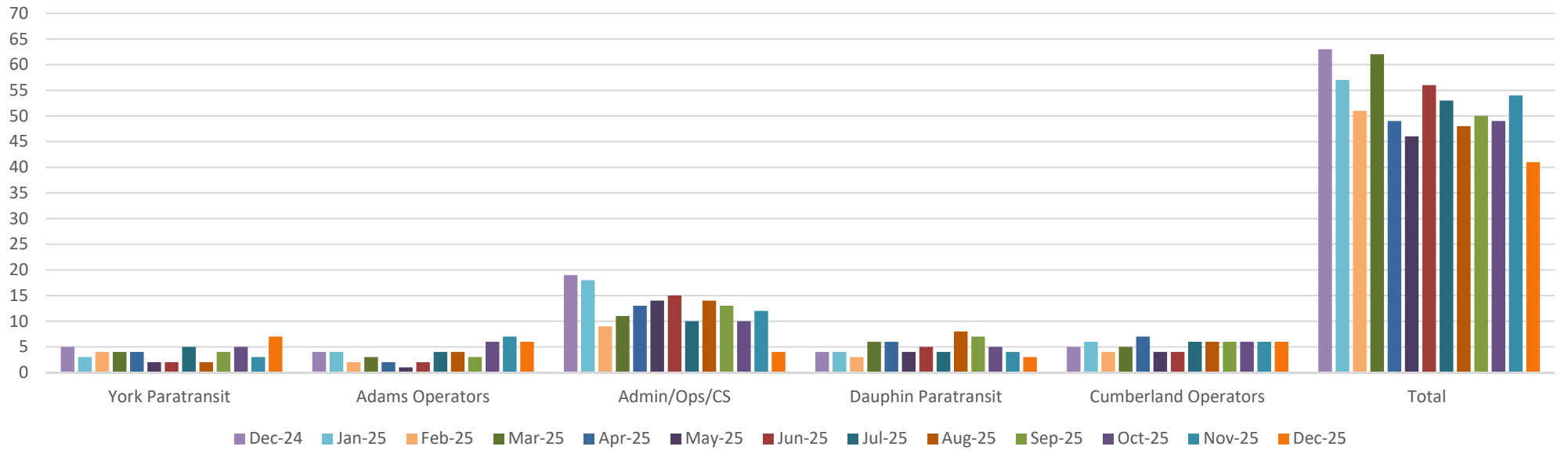
Microtransit Ridership – YTD

	YTD FY2025	YTD FY2026
<i>Franklin</i>	8,827	8,244
<i>North</i>	14,451	20,202
<i>South</i>	8,267	7,898

Microtransit Ridership - YTD



Top 5 Divisions- Open Positions



December 2025 (Prepared 12/12/2025)	FMLA/LOA	Approved Positions	Current employees	Number approved openings
Adams Operators	1	33	27	6
Administrative/Operations Support/Customer Service Rep	1	162	158	4
Columbia Operators	-	16	16	-
Cumberland Operators	1	40	34	6
Dauphin Fixed Route	2	96	93	3
Dauphin Info Specialists	-	2	2	-
Dauphin Maintenance (Mechanics, Serviceperson)	1	25	23	2
Dauphin Paratransit	3	25	22	3
Franklin Operators	3	31	28	3
Montour Operators	1	9	8	1
Northumberland Operators	-	29	29	-
Perry Operators	1	23	22	1
Shippensburg Operators	-	2	2	-
Union/Snyder Operators	1	35	32	3
York Express	-	7	7	-
York Fixed Route	-	62	62	-
York Maintenance (Mechanics and Porters)	-	21	19	2
York Paratransit	2	60	53	7
Totals – December 2025	17	678	637	41